

NJ / NJR Series

All-Around Screw Presenter

Supports wider screw diameters than the NS/NSR series and has greater capacity, making it even more useful.

Supported diameter M2.0-M5.0	Supported under-head length Longest: 18/25mm	Capacity Approx. 150cc	Non-ferrous materials supported
---------------------------------	---	---------------------------	---------------------------------

*For details, please refer to each product's specifications.

Manual	NJ-23 NJ-45 NJL-23 NJL-45 NJC-23 NJC-45
Robotic	NJR-23 NJR-45 NJRL-23 NJRL-45



Supports standard bits from various screwdriver manufacturers

- Bit screwdrivers
- Suction screwdrivers

Large stock

Supports a stock of 150cc.

Special screws supported

Allows you to stably present SW screws or those with washers.

Long-running operation when combined with screw hopper


Use a screw hopper for long-running unmanned operations.

Smooth screw feeding

- Provides ongoing, timely presenting of screws to match robot operations.
- The NJ type allows the screw pick-up signal to be sent through an external outlet.
- The NSR type allows for a signal to be sent through an external outlet to notify whether a screw is present at a screw pick-up point.




NJ Series: Swap rail set (passing plate, rail)



NJR Series: Swap rail set (passing plate, escaper, rail)



NJ Series: Swap rail set (retainer plate for countersunk screws)



Sample applications / NJ + RR (rail for robotic devices)

Swap rails in/out.

This single unit supports a wide range of screws. For example, the NJ-23 supports four types of screws in a single unit. Allows the angle of rail inclination to be adjusted based on the screw being used.

Example usage of combining NJ and RR rails

Use as a horizontal presenter for continuous presenting to robotic devices. If you are seeking the same functionality in a different model, please contact us.

*If you are looking for equivalent parts for other models, please inquire.

Manual Type



NJ-23 NJ-45

NJL-23 NJL-45

Robotic Type



NJR-23 NJR-45

NJRL-23 NJRL-45

With a Counter



NJC-23 NJC-45

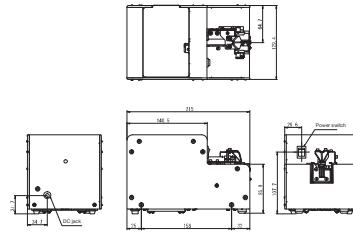
Compatibility Table

Supported screw diameter (mm)	Main component type					Swap rail set type				
	NJ Series	NJL Series	NJR Series	NJRL Series	NJC Series	NJ Series	NJL Series	NJR Series	NJRL Series	NJC Series
2.0	NJ-2320	NJL-2320	NJR-2320	NJRL-2320	NJC-2320	R20SET	RL20SET	RR20SET	RRL20SET	R20SET
2.3	NJ-2323	NJL-2323	NJR-2323	NJRL-2323	NJC-2323	R23SET	RL23SET	RR23SET	RRL23SET	R23SET
2.6	NJ-2326	NJL-2326	NJR-2326	NJRL-2326	NJC-2326	R26SET	RL26SET	RR26SET	RRL26SET	R26SET
3.0	NJ-2330	NJL-2330	NJR-2330	NJRL-2330	NJC-2330	R30SET	RL30SET	RR30SET	RRL30SET	R30SET
3.5	NJ-4535	NJL-4535	NJR-4535	NJRL-4535	NJC-4535	R35SET	RL35SET	RR35SET	RRL35SET	R35SET
4.0	NJ-4540	NJL-4540	NJR-4540	NJRL-4540	NJC-4540	R40SET	RL40SET	RR40SET	RRL40SET	R40SET
5.0	NJ-4550	NJL-4550	NJR-4550	NJRL-4550	NJC-4550	R50SET	RL50SET	RR50SET	RRL50SET	R50SET

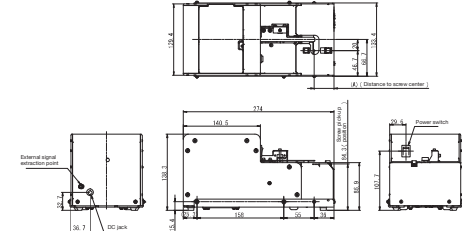
Model Diagrams

Full diagrams of each model can be downloaded from our website.

NJ Series NJ-23 / NJ-45 / NJL-23 / NJL-45



NJR Series NJR-23 / NJR-45 / NJRL-23 / NJRL-45



Specifications

Model name	NJ-23	NJ-45	NJL-23	NJL-45	NJR-23	NJR-45	NJRL-23	NJRL-45	NJC-23	NJC-45
Exterior dimensions	134(W)×215(D)×139(H)				134(W)×274(D)×139(H)				134(W)×215(D)×139(H)	
Volume (including the rail)	Approx. 3.7kgf				Approx. 4.4kgf				Approx. 3.7kgf	
Power	AC100V-240V DC15V 1A AC adapter									
Drive motor	DC brush motor									
Overload protection/recovery circuit	<input type="checkbox"/>	<input type="checkbox"/>	<input type="checkbox"/>	<input type="checkbox"/>	<input type="checkbox"/>	<input type="checkbox"/>	<input type="checkbox"/>	<input type="checkbox"/>	<input type="checkbox"/>	<input type="checkbox"/>
External signal line	<input type="checkbox"/>	<input type="checkbox"/>	<input type="checkbox"/>	<input type="checkbox"/>	<input type="checkbox"/>	<input type="checkbox"/>	<input type="checkbox"/>	<input type="checkbox"/>	<input type="checkbox"/>	<input type="checkbox"/>
Brush-overload protection mechanism	<input type="checkbox"/>	<input type="checkbox"/>	<input type="checkbox"/>	<input type="checkbox"/>	<input type="checkbox"/>	<input type="checkbox"/>	<input type="checkbox"/>	<input type="checkbox"/>	<input type="checkbox"/>	<input type="checkbox"/>
Yield time	Approx. 1.5sec									
Supported screw diameter	φ 2.0-φ 3.0	φ 3.5-φ 5.0	φ 2.0-φ 3.0	φ 3.5-φ 5.0	M2.0-M3.0	M3.5-M5.0	M2.0-M3.0	M3.5-M5.0	M2.0-M3.0	M3.5-M5.0
Supported screw under-head length	Up to 18 mm in length		Up to 25 mm in length		Up to 18 mm in length		Up to 25 mm in length		Up to 18 mm in length	
Screw capacity	Approx. 150cc									
Accessories and bundled items	Instruction manual, AC adapter, hex wrench, adjusting screwdriver, earth wire									