

NSBI / NSRI Series Versatile Screw Presenter

High-Precision, High-Speed,
and High-Durability

Supported diameter M1.0-M3.0	Supported under-head length Longest: 20mm	Capacity Approx. 80cc	Non-ferrous materials supported
---------------------------------	--	--------------------------	---------------------------------

*For details, please refer to each product's specifications.

Manual	NSBI
Robotic	NSRI NSRI-B (With brushless motor)



Features a rotary escaper

Separates screws one at a time, ensuring they do not intersect for smooth pick-up.

Special screws supported

Allows you to stably present SW screws or those with washers.

Dramatic improvements in motor durability

NSRI-B includes a brushless motor, which has a greatly improved lifecycle (3x greater).

Flexible support for line changes


Supports screws of varying diameters. Easy installation and the portable size allow you to adapt to line or workpiece changes effortlessly.

NSRI-B robotic device installation example

- Easy installation—simply drop it into place—makes maintenance and replacement easy.
- NSRI/NSRI-B: Features a signal to notify whether a screw is at the pick-up point.



NSRI-B robotic device installation example



Rotating escaper

Escaper

- < High-speed screw supply >
Rotating escaper accurately separates screws and supplies them at a high speed.
- < Supports low-profile screws >
Supports screws with as low a profile as 0.35mm by default (or 0.2mm by special order).
- < Clogging-free mechanism >
Separates screws one at a time, ensuring they do not clog at the pick-up outlet.

Manual Type



NSBI

Robotic Type



NSRI

With Brushless Motor



NSRI-B

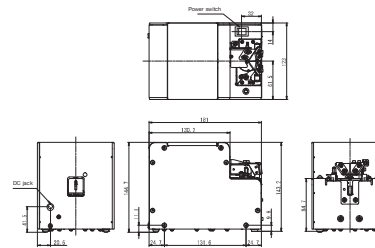
Compatibility Table

Supported screw diameter (mm)	Main component type			Swap rail set type		
	NSBI Series	NSRI Series	NSRI-B Series	NSBI Series	NSRI Series	NSRI-B Series
1.0	NSBI-10	NSRI-10	NSRI-10B	BI10SET	RI10SET	RI10SET2
1.2	NSBI-12	NSRI-12	NSRI-12B	BI12SET	RI12SET	RI12SET2
1.4	NSBI-14	NSRI-14	NSRI-14B	BI14SET	RI14SET	RI14SET2
1.7	NSBI-17	NSRI-17	NSRI-17B	BI17SET	RI17SET	RI17SET2
2.0	NSBI-20	NSRI-20	NSRI-20B	BI20SET	RI20SET	RI20SET2
2.3	NSBI-23	NSRI-23	NSRI-23B	BI23SET	RI23SET	RI23SET2
2.6	NSBI-26	NSRI-26	NSRI-26B	BI26SET	RI26SET	RI26SET2
3.0	NSBI-30	NSRI-30	NSRI-30B	BI30SET	RI30SET	RI30SET2

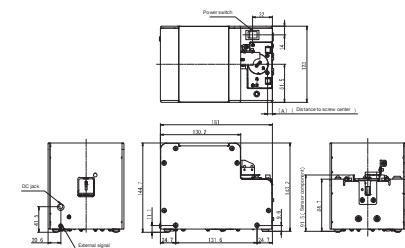
Model Diagrams

Full diagrams of each model can be downloaded from our website.

NSBI Series



NSRI Series NSRI / NSRI-B



Specifications

Model name	NSBI	NSRI	NSRI-B
Exterior dimensions	123(W)×181(D)×145(H)		
Volume (including the rail)	Approx. 3.0kgf		
Power	AC100V - 240V DC15V 1A AC adapter		
Drive motor	DC brush motor, stepper motor		DC brushless motor, stepper motor
Overload protection/recovery circuit	<input type="checkbox"/>	<input type="checkbox"/>	<input type="checkbox"/>
External signal line	<input type="checkbox"/>	<input type="checkbox"/>	<input type="checkbox"/>
Escaper S-shape controlling function	<input type="checkbox"/>	<input type="checkbox"/>	<input type="checkbox"/>
Escaper rotation time lag adjustment function	-	-	<input type="checkbox"/>
Yield time	Approx. 0.9sec		
Supported screw diameter	M1.0-M3.0		
Supported screw under-head length	Up to 20 mm in length		
Screw capacity	Approx. 80cc		
Accessories and bundled items	Instruction manual, AC adapter, hex wrench, adjusting screwdriver, earth wire		