


# SELFER ACE

**Double acting hydraulic system allows automatic and inching (manual mode) operation.** \*CE model is available without auto-return function.

• Applicable for both mild steel and stainless steel punching


## Model HS11-1624 Non-CE/CE\*

- Max. punching thickness: 16 mm
- Max. punching diameter: 24 mm
- Max. throat depth: 110 mm




## Model HS07-1624 Non-CE/CE\*

- Max. punching thickness: 16 mm
- Max. punching diameter: 24 mm
- Max. throat depth: 70 mm



## Model HS06-1322 Non-CE/CE\*

- Max. punching thickness: 13 mm
- Max. punching diameter: 22 mm
- Max. throat depth: 60 mm



### Specifications

Model	HS11-1624		HS07-1624		HS06-1322		
Max. Throat Depth	mm 110		70		60		
Punching Capacity	Material	Mild Steel	Stainless Steel	Mild Steel	Stainless Steel	Mild Steel	Stainless Steel
	Max. Punching Thickness*	mm 16	6	16	6	13	6
	Max. Punching Diameter	mm 24	24	24	24	22	22
Hole Making time	Punching Time	sec. 11.8				7.9	
	Returning Time	sec. 5.7				3.4	
Allowable Max. Pressure	MPa (kgf/cm <sup>2</sup> )	68.65 (700)				68.65 (700)	
Max. Output	kN (tf)	464 (47)				367 (37)	
Ram Stroke	mm	25				21	
Mass (Weight)	kg	30		30		20.5	
Accessories Included	<ul style="list-style-type: none"> <li>• D Punch 22 (Installed)</li> <li>• D Die 22 (Installed)</li> <li>• Sub Handle</li> <li>• Ultra-high Pressure Hose</li> <li>• Hose Cord Ass'y</li> <li>• Chip Guard Ass'y</li> <li>• Spanner</li> <li>• Ultra-high Pressure Spanner</li> <li>• 4 mm Hex. Socket Screw Key</li> <li>• 5 mm Hex. Socket Screw Key</li> <li>• Tool Box</li> </ul>						

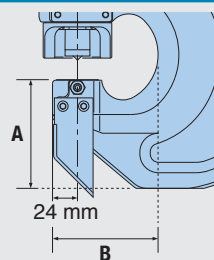
\*Mild steel: Maximum punching thickness must be calculated by the equation 0.8 x punching diameter.

\*Stainless steel: Maximum punching thickness must be calculated by the equation 0.5 x punching diameter. For the details see the instruction manual.

### Optional Accessories

PN	Description	Sales Unit
TB02506	Hose Kit Ass'y	1 piece
TP05184	Ultra-high Pressure Hose 5 m	
TB02390	Switch Cord Ass'y 5 m	
TP05777	Ultra-high Pressure Hose 10 m	
TB02545	Switch Cord Ass'y 10 m	
TB02141	Foot Switch Ass'y	
TA92729	4L Oil Can	
TB02142	Hook Clamp Ass'y	
TA99037	Lock Nut Ass'y for 25 mm Punch	
TQ01279	Hex. Socket Head Screw 8 x 14 for Securing Oblong Hole D Dies	

### Dimension from Edge to Punch Center



	A	B
HS11-1624	127	134
HS07-1624	105	94
HS06-1322	84	85



# HYDRAULIC PUMP for SELFER ACE

## Model HPD-05 Non-CE/CE\*

- Double-acting



### Specifications

Model	HPD-05	
Power Source (Single Phase)	115 V / 230 V AC	
Max. Output Pressure	MPa (kgf/cm <sup>2</sup> ) 68.65 (700)	
Output	50 Hz	60 Hz
At No-load	L/min 1.20	1.44
At 68.65 MPa	L/min 0.55	0.66
Motor	0.4 kW 4P	
Reservoir Capacity	L 4.0	
Discharge Port	Rc 3/8	
Electro-Magnetic Valve	4 way 3 position valve	
Mass (Weight)	kg 32.5	

\*CE model is available without auto-return function.