
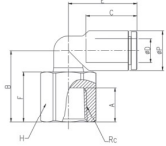


GPLF

Female Elbow



Rc



MODEL [ØD-T] Tube (Metric) - Thread (R)

MODEL	ØD	R	ØP	A	B	C	E	F	H	X	Y	ØOrifice (Ømm)	W.G(g)	ØD ₁ Inbox
GPLF 04M5	4	M5	9	5	14.6	14.5	17.1	9.8	9	8.6	10.8	3.2	4.9	100
GPLF 04M6	4	M6	9	6	15.6	14.5	17.1	10.8	9	8.6	10.8	3.2	5.0	100
GPLF 0401	4	R1/8	9	9	18.6	14.5	17.1	13.8	13	8.6	10.8	3.2	14.7	100
GPLF 0402	4	R1/4	9	12	21.6	14.5	17.1	16.8	17	8.6	10.8	3.2	28.6	50
GPLF 06M5	6	M5	11.2	5	15.7	15.5	18	9.8	9	11	13	3.5	5.7	100
GPLF 06M6	6	M6	11.2	6	16.7	15.5	18	10.8	9	11	13	4	5.9	100
GPLF 0601	6	R1/8	11.2	9	19.7	15.5	18	13.8	13	11	13	4	15.5	50
GPLF 0602	6	R1/4	11.2	12	22.7	15.5	18	16.8	17	11	13	4	29.4	50
GPLF 0603	6	R3/8	11.2	13	23.7	15.5	18	17.8	19	11	13	4	32.6	25
GPLF 0801	8	R1/8	13.6	9	21.7	17.8	23.6	14.4	13	13	15	5.5	17.9	50
GPLF 0802	8	R1/4	13.6	12	24.7	17.8	23.6	17.4	17	13	15	5.5	32.4	50
GPLF 0803	8	R3/8	13.6	13	25.7	17.8	23.6	18.4	19	13	15	5.5	35.9	25
GPLF 1002	10	R1/4	16.3	12	26	19.4	25	16.9	17	16	18.5	9	30.8	25
GPLF 1003	10	R3/8	16.3	13	27	19.4	25	17.9	19	16	18.5	9	34.0	25
GPLF 1004	10	R1/2	16.3	16	30	19.4	25	20.9	24	16	18.5	9	60.3	25
GPLF 1202	12	R1/4	19.7	12	27.9	22.4	32.2	16.9	17	19.5	22.5	9.5	36.4	25
GPLF 1203	12	R3/8	19.7	13	28.9	22.4	32.2	17.9	19	19.5	22.5	9.5	39.6	20
GPLF 1204	12	R1/2	19.7	16	31.9	22.4	32.2	20.9	24	19.5	22.5	9.5	65.9	20

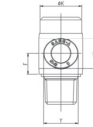
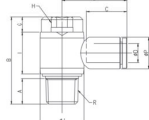
*Rotating body construction after a proper installation.

GPOL

Hex-Holed Banjo



R



MODEL [ØD-T] Tube (Metric) - Thread (R)

MODEL	ØD	R	ØP	A	B	C	E	F	G	H	I	ØJ	ØK	X	Y	ØOrifice (Ømm)	W.G(g)	ØD ₁ Inbox
GPOL 03M5	3	M5	9	3.5	19.3	14.5	19.5	6.6	4	3	11.8	10	9	8.6	10.8	2	6.4	100
GPOL 04M5	4	M5	9	3.5	19.3	14.5	19.5	6.6	4	3	11.8	10	9	8.6	10.8	2	6.3	100
GPOL 0401	4	R1/8	9	8	30	14.5	21.5	7.3	6	6	14.5	14	13	8.6	10.8	3.2	18.5	50
GPOL 0402	4	R1/4	9	11	38	14.5	24	9	7	8	18	19	18	8.6	10.8	3.2	37.5	50
GPOL 0403	4	R3/8	9	12	42.8	14.5	25.7	10.5	7	10	21	22.4	21	8.6	10.8	3.2	57.6	25
GPOL 06M5	6	M5	11.2	3.5	19.3	15.5	20.5	7.1	4	3	11.8	10	9	8.6	10.8	2	7.1	100
GPOL 0601	6	R1/8	11.2	8	30	15.5	22.5	7.3	6	6	14.5	14	13	11	13	5	19.3	50
GPOL 0602	6	R1/4	11.2	11	38	15.5	25	9	7	8	18	19	18	11	13	5	38.3	50
GPOL 0603	6	R3/8	11.2	12	42.8	15.5	26.7	10.5	7	10	21	22.4	21	11	13	5	58.3	25
GPOL 0801	8	R1/8	13.6	8	30	17.8	25.6	8	6	6	14.5	14	13	13	15	6	20.5	50
GPOL 0802	8	R1/4	13.6	11	38	17.8	28.1	9	7	8	18	19	18	13	15	7	39.6	50
GPOL 0803	8	R3/8	13.6	12	42.8	17.8	29.8	10.5	7	10	21	22.4	21	13	15	7	58.8	25
GPOL 0804	8	R1/2	13.6	15	50.8	17.8	32.1	11	11	12	22	27	25	13	15	7	105.9	20
GPOL 1002	10	R1/4	16.3	11	38	19.4	28.9	9.7	7	8	18	19	18	16	18.5	8	42.8	25
GPOL 1003	10	R3/8	16.3	12	42.8	19.4	30.6	10.5	7	10	21	22.4	21	16	18.5	9	61.0	25
GPOL 1004	10	R1/2	16.3	15	50.8	19.4	32.9	11	11	12	22	27	25	16	18.5	9	107.1	20
GPOL 1203	12	R3/8	19.7	12	42.8	22.4	35.9	11.9	7	10	21	22.4	21	19.5	22.5	9.2	65.2	25
GPOL 1204	12	R1/2	19.7	15	50.8	22.4	38.2	11.9	11	12	22	27	25	19.5	22.5	9.5	111.3	20

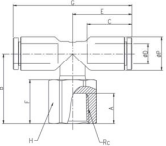
*Rotating body construction after a proper installation.

GPTF

Female Branch Tee



Rc



MODEL [ØD-T] Tube (Metric) - Thread (R)

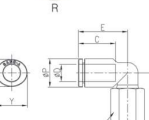
MODEL	ØD	R	ØP	A	B	C	E	F	G	H	X	Y	ØOrifice (Ømm)	W.G(g)	ØD ₁ Inbox
GPTF 04M5	4	M5	9	5	16.6	14.5	17.1	9.8	34.2	9	8.6	10.8	3.2	6.6	100
GPTF 04M6	4	M6	9	6	17.6	14.5	17.1	10.8	34.2	9	8.6	10.8	3.2	6.7	100
GPTF 0401	4	R1/8	9	9	20.6	14.5	17.1	13.8	34.2	13	8.6	10.8	3.2	16.4	100
GPTF 0402	4	R1/4	9	12	23.6	14.5	17.1	16.8	34.2	17	8.6	10.8	3.2	30.2	50
GPTF 06M5	6	M5	11.2	5	17.7	15.5	18	9.8	35.9	9	11	13	3.5	8.1	50
GPTF 06M6	6	M6	11.2	6	18.7	15.5	18	10.8	35.9	9	11	13	4	8.2	50
GPTF 0601	6	R1/8	11.2	9	21.7	15.5	18	13.8	35.9	13	11	13	4	17.9	50
GPTF 0602	6	R1/4	11.2	12	24.7	15.5	18	16.8	35.9	17	11	13	4	31.7	50
GPTF 0603	6	R3/8	11.2	13	25.7	15.5	18	17.8	35.9	19	11	13	4	34.9	15
GPTF 0801	8	R1/8	13.6	9	24.9	17.8	23.6	14.4	47.2	13	13	15	5.5	22.4	50
GPTF 0802	8	R1/4	13.6	12	27.9	17.8	23.6	17.4	47.2	17	13	15	5.5	36.9	50
GPTF 0803	8	R3/8	13.6	13	28.9	17.8	23.6	18.4	47.2	19	13	15	5.5	40.5	15
GPTF 1002	10	R1/4	16.3	12	28.2	19.4	25	16.9	50	17	16	18.5	9	36.3	25
GPTF 1003	10	R3/8	16.3	13	29.2	19.4	25	17.9	50	19	16	18.5	9	39.5	15
GPTF 1004	10	R1/2	16.3	16	32.2	19.4	25	20.9	50	24	16	18.5	9	65.8	15
GPTF 1202	12	R1/4	19.7	12	29.9	22.4	32.2	16.9	64.4	17	19.5	22.5	9.5	47.0	20
GPTF 1203	12	R3/8	19.7	13	30.9	22.4	32.2	17.9	64.4	19	19.5	22.5	9.5	50.2	15
GPTF 1204	12	R1/2	19.7	16	33.9	22.4	32.2	20.9	64.4	24	19.5	22.5	9.5	76.5	15

GPLL

Extended Male Elbow



R



MODEL [ØD-T] Tube (Metric) - Thread (R)

MODEL	ØD	R	ØP	A	B	C	E	H	X	Y	ØOrifice (Ømm)	W.G(g)	ØD ₁ Inbox
GPLL 03M3	3	M3	9	3	27.1	14.5	17.1	9	8.6	10.8	1.2	10.7	100
GPLL 03M5	3	M5	9	4	27.1	14.5	17.1	9	8.6	10.8	2	10.7	100
GPLL 04M3	4	M3	9	3	27.1	14.5	17.1	9	8.6	10.8	1.2	10.5	100
GPLL 04M5	4	M5	9	4	27.1	14.5	17.1	9	8.6	10.8	2	10.5	100
GPLL 04M6	4	M6	9	5	28.1	14.5	17.1	9	8.6	10.8	3	11.0	100
GPLL 0401	4	R1/8	9	8	30.3	14.5	17.1	10	8.6	10.8	3.2	14.7	50
GPLL 0402	4	R1/4	9	11	33.3	14.5	17.1	14	8.6	10.8	3.2	31.0	50
GPLL 0403	4	R3/8	9	12	34.3	14.5	17.1	17	8.6	10.8	3.2	44.4	50
GPLL 06M5	6	M5	11.2	4	28.2	15.5	18	9	11	13	2	11.4	50
GPLL 06M6	6	M6	11.2	5	29.2	15.5	18	9	11	13	3	11.8	50
GPLL 0601	6	R1/8	11.2	8	31.4	15.5	18	10	11	13	4	15.5	50
GPLL 0602	6	R1/4	11.2	11	34.4	15.5	18	14	11	13	4	31.8	50
GPLL 0603	6	R3/8	11.2	12	35.4	15.5	18	17	11	13	4	45.2	50
GPLL 0801	8	R1/8	13.6	8	35.3	17.8	23.6	10	13	15	5.5	18.6	50
GPLL 0802	8	R1/4	13.6	11	37.8	17.8	23.6	14	13	15	5.5	35.8	50
GPLL 0803	8	R3/8	13.6	12	38.8	17.8	23.6	17	13	15	5.5	50.0	25
GPLL 0804	8	R1/2	13.6	15	42.8	17.8	23.6	21	13	15	5.5	84.1	20
GPLL 1001	10	R1/8	16.3	8	44.8	19.4	25	17	16	18.5	6	55.0	25
GPLL 1002	10	R1/4	16.3	11	47.8	19.4	25	17	16	18.5	8	59.4	25
GPLL 1003	10	R3/8	16.3	12	47.3	19.4	25	17	16	18.5	9	58.2	25
GPLL 1004	10	R1/2	16.3	15	50.3	19.4	25	21	16	18.5	9	94.4	20
GPLL 1201	12	R1/8	19.7	8	46.65	22.4	32.2	17	19.5	22.5	6	60.6	25
GPLL													