

Metric Size **R(PT)** Thread Type

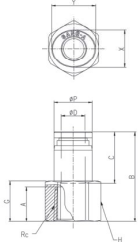



One -Touch Fittings



One -Touch Fittings

GPCF
Female Straight



MODEL(ØD-T) Tube(Metric)-Thread(R)

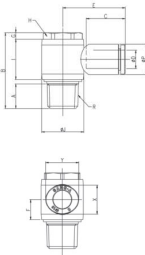
MODEL	ØD	Rc	ØP	G	A	B	C	H	X	Y	ØC(Ømm)	W.G(g)	Qty./Inbox
GPCF 03M3	3	M3	8.8	5	3.5	18	14.5	9	8.6	10.8	2.5	6.4	100
GPCF 03M5	3	M5	8.8	5	5	20.5	14.5	9	8.6	10.8	2.5	7.3	100
GPCF 04M3	4	M3	8.8	5	3.5	18	14.5	9	8.6	10.8	2.5	7.3	100
GPCF 04M5	4	M5	8.8	5	5	20.5	14.5	9	8.6	10.8	3.2	7.0	100
GPCF 0401	4	Rc1/8	8.8	11	9	24.4	14.5	13	8.6	10.8	3.2	13.5	100
GPCF 0402	4	Rc1/4	8.8	14	12	27.4	14.5	17	8.6	10.8	3.2	24.9	100
GPCF 0403	4	Rc3/8	8.8	15	13	28.4	14.5	19	8.6	10.8	3.2	26.3	50
GPCF 0601	6	Rc1/8	11	11	9	25.4	15.5	13	11	13	5	14.8	100
GPCF 0602	6	Rc1/4	11	14	12	28.4	15.5	17	11	13	5	26.1	50
GPCF 0603	6	Rc3/8	11	15	13	29.4	15.5	19	11	13	5	27.6	50
GPCF 0801	8	Rc1/8	13	10	9	27.7	17.8	13	13	15	7	16.4	50
GPCF 0802	8	Rc1/4	13	14	12	30.7	17.8	17	13	15	7	27.7	50
GPCF 0803	8	Rc3/8	13	15	13	31.7	17.8	19	13	15	7	29.2	50
GPCF 0804	8	Rc1/2	13	18	16	34.7	17.8	24	13	15	7	50.5	25
GPCF 1001	10	Rc1/8	15.5	10	9	29.4	19.4	17	16	18.5	7	29.9	50
GPCF 1002	10	Rc1/4	15.5	13	12	32.4	19.4	17	16	18.5	9	30.3	50
GPCF 1003	10	Rc3/8	15.5	15	13	33.4	19.4	19	16	18.5	9	32.5	25
GPCF 1004	10	Rc1/2	15.5	18	16	36.4	19.4	24	16	18.5	9	53.6	25
GPCF 1202	12	Rc1/8	18.8	12	12	35.4	22.4	19	19.5	22.5	10	45.3	25
GPCF 1203	12	Rc1/4	18.8	15	13	36.4	22.4	19	19.5	22.5	10	39.4	25
GPCF 1204	12	Rc3/8	18.8	18	16	39.4	22.4	24	19.5	22.5	10	60.6	25

MODEL(ØD-T) Tube(Metric)-Thread(R)

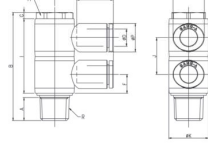
MODEL	ØD	R	ØP	A	B	C	E	F	G	H	I	ØJ	X	Y	ØC(Ømm)	W.G(g)	Qty./Inbox
GPH 03M5	3	M5	9	3.5	17.8	14.5	19.5	6.6	2.5	8	11.8	10	8.6	10.8	2	6.0	100
GPH 04M5	4	M5	9	3.5	17.8	14.5	19.5	6.6	2.5	8	11.8	10	8.6	10.8	2	5.9	100
GPH 0401	4	R1/8	9	8	26.5	14.5	21.5	7.3	2.5	13	14.5	14	8.6	10.8	3.2	16.1	50
GPH 0402	4	R1/4	9	11	34	14.5	24	9	3	17	18	19	8.6	10.8	3.2	31.4	50
GPH 0403	4	R3/8	9	12	39.8	14.5	25.7	10.5	4	21	21	22.4	8.6	10.8	3.2	52.6	50
GPH 06M5	6	M5	11.2	3.5	17.8	15.5	20.5	7.1	2.5	8	11.8	10	8.6	10.8	2	6.7	100
GPH 0601	6	R1/8	11.2	8	26.5	15.5	22.5	7.3	2.5	13	14.5	14	11	13	5	16.9	50
GPH 0602	6	R1/4	11.2	11	34	15.5	25	9	3	17	18	19	11	13	5	32.2	50
GPH 0603	6	R3/8	11.2	12	39.8	15.5	26.7	10.5	4	21	21	22.4	11	13	5	53.3	25
GPH 0801	8	R1/8	13.6	8	26.5	17.8	25.6	8	2.5	13	14.5	14	13	15	6	18.1	50
GPH 0802	8	R1/4	13.6	11	34	17.8	28.1	9	3	17	18	19	13	15	7	33.5	50
GPH 0803	8	R3/8	13.6	12	39.8	17.8	29.8	10.5	4	21	21	22.4	13	15	7	53.8	25
GPH 0804	8	R1/2	13.6	15	44.8	17.8	32.1	11	5	24	22	27	13	15	7	89.2	25
GPH 1002	10	R1/4	16.3	11	34	19.4	28.9	9.7	3	17	18	19	16	18.5	8	36.7	25
GPH 1003	10	R3/8	16.3	12	39.8	19.4	30.6	10.5	4	21	21	22.4	16	18.5	9	56.0	25
GPH 1004	10	R1/2	16.3	15	44.8	19.4	32.9	11	5	24	22	27	16	18.5	9	90.4	20
GPH 1203	12	R3/8	19.7	12	39.8	22.4	35.9	11.9	4	21	21	22.4	19.5	22.5	9.2	60.2	25
GPH 1204	12	R1/2	19.7	15	44.8	22.4	38.2	11.9	5	24	22	27	19.5	22.5	9.5	94.6	20

*Rotating body construction after a proper installation.

GPH
Male Banjo



GPH(Ø2)
Double Universal Elbow

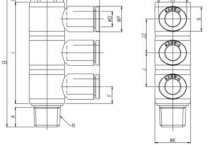


MODEL(ØD-T) Tube(Metric)-Thread(R)

MODEL	ØD	R	ØP	A	B	C	E	F	G	H	I	J	ØK	X	Y	ØC(Ømm)	W.G(g)	Qty./Inbox
GPH 03M5(2)	3	M5	9	3.5	29.6	14.5	19.5	6.6	2.5	8	23.6	11.8	10	8.6	10.8	2	10.2	25
GPH 04M5(2)	4	M5	9	3.5	29.6	14.5	19.5	6.6	2.5	8	23.6	11.8	10	8.6	10.8	2	10.0	25
GPH 0401(2)	4	R1/8	9	8	41	14.5	21.5	7.3	2.5	13	29	14.5	14	8.6	10.8	3.2	24.7	25
GPH 0402(2)	4	R1/4	9	11	52	14.5	24	9	3	17	36	18	19	8.6	10.8	3.2	46.9	25
GPH 0403(2)	4	R3/8	9	12	60.8	14.5	25.7	10.5	4	21	42	21	22.4	8.6	10.8	3.2	75.2	25
GPH 06M5(2)	6	M5	11.2	3.5	29.6	15.5	20.5	7.1	2.5	8	23.6	11.8	10	11	13	2	11.6	25
GPH 0601(2)	6	R1/8	11.2	8	41	15.5	22.5	7.3	2.5	13	29	14.5	14	11	13	5	26.2	25
GPH 0602(2)	6	R1/4	11.2	11	52	15.5	25	9	3	17	36	18	19	11	13	5	48.5	25
GPH 0603(2)	6	R3/8	11.2	12	60.8	15.5	26.7	10.5	4	21	42	21	22.4	11	13	5	76.8	25
GPH 0801(2)	8	R1/8	13.6	8	41	17.8	25.6	8	2.5	13	29	14.5	14	13	15	6	28.8	25
GPH 0802(2)	8	R1/4	13.6	11	52	17.8	28.1	9	3	17	36	18	19	13	15	7	51.1	25
GPH 0803(2)	8	R3/8	13.6	12	60.8	17.8	29.8	10.5	4	21	42	21	22.4	13	15	7	77.6	25
GPH 0804(2)	8	R1/2	13.6	15	66.8	17.8	32.1	11	5	24	44	22	27	13	15	7	125.2	25
GPH 1002(2)	10	R1/4	16.3	11	52	19.4	28.9	9.7	3	17	36	18	19	16	18.5	8	57.4	25
GPH 1003(2)	10	R3/8	16.3	12	60.8	19.4	30.6	10.5	4	21	42	21	22.4	16	18.5	9	82.0	20
GPH 1004(2)	10	R1/2	16.3	15	66.8	19.4	32.9	11	5	24	44	22	27	16	18.5	9	127.6	20
GPH 1203(2)	12	R3/8	19.7	12	60.8	22.4	35.9	11.9	4	21	42	21	22.4	19.5	22.5	9.2	90.5	9
GPH 1204(2)	12	R1/2	19.7	15	66.8	22.4	38.2	11.9	5	24	44	22	27	19.5	22.5	9.5	136.1	9

*Rotating body construction after a proper installation.

GPH(Ø3)
Triple Universal Elbow



MODEL(ØD-T) Tube(Metric)-Thread(R)

MODEL	ØD	R	ØP	A	B	C	E	F	G	H	I	J	ØK	X	Y	ØC(Ømm)	W.G(g)	Qty./Inbox	
GPH 03M5(3)	3	M5	9	3.5	41.4	14.5	19.5	6.6	2.5	8	35.4	11.8	11.8	10	8.6	10.8	2	14.5	25
GPH 04M5(3)	4	M5	9	3.5	41.4	14.5	19.5	6.6	2.5	8	35.4	11.8	11.8	10	8.6	10.8	2	14.2	25
GPH 0401(3)	4	R1/8	9	8	55.5	14.5	21.5	7.3	2.5	13	43.5	14.5	14.5	14	8.6	10.8	3.2	33.5	25
GPH 0402(3)	4	R1/4	9	11	70	14.5	24	9	3	17	54	18	18	19	8.6	10.8	3.2	61.5	25
GPH 0403(3)	4	R3/8	9	12	81.8	14.5	25.7	10.5	4	21	63	21	21	22.4	8.6	10.8	3.2	98.0	25
GPH 06M5(3)	6	M5	11.2	3.5	41.4	15.5	20.5	7.1	2.5	8	35.4	11.8	11.8	10	11	13	2	16.6	25
GPH 0601(3)	6	R1/8	11.2	8	55.5	15.5	22.5	7.3	2.5	13	43.5	14.5	14.5	14	11	13	5	35.7	25
GPH 0602(3)	6	R1/4	11.2	11	70	15.5	25	9	3	17	54	18	18	19	11	13	5	63.8	25
GPH 0603(3)	6	R3/8	11.2	12	81.8	15.5	26.7	10.5	4	21	63	21	21	22.4	11	13	5	100.3	25
GPH 0801(3)	8	R1/8	13.6	8	55.5	17.8	25.6	8	2.5	13	43.5	14.5	14.5	14	13	15	6	39.5	25
GPH 0802(3)	8	R1/4	13.6	11	70	17.8	28.1	9	3	17	54	18	18	19	13	15	7	67.7	25
GPH 0803(3)	8	R3/8	13.6	12	81.8	17.8	29.8	10.5	4	21	63	21	21	22.4	13	15	7	101.6	20
GPH 0804(3)	8	R1/2	13.6	15	88.8	17.8	32.1	11	5	24	66	22	22	27	13	15	7	161.0	20
GPH 1002(3)	10	R1/4	16.3	11	70	19.4	28.9	9.7	3	17	54	18	18	19	16	18.5	8	77.3	12
GPH 1003(3)	10	R3/8	16.3	12	81.8	19.4	30.6	10.5	4	21	63	21	21	22.4	16	18.5	9	108.2	12
GPH 1004(3)	10	R1/2	16.3	15	88.8	19.4	32.9	11	5	24	66	22	22	27	16	18.5	9	164.6	12
GPH 1203(3)	12	R3/8																	