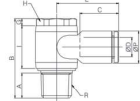
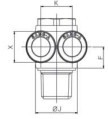


GPA

Dual Male Banjo



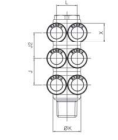
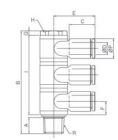
MODEL [ØD-T] Tube(Metric)-Thread(R)

MODEL	ØD	R	ØP	A	B	C	E	F	G	H	I	J	K	X	ØHole (mm)	W(G)	Chk (mm)
GPA 04M5	4	M5	9	3.5	17.8	14.5	18.6	6.6	2.5	8	11.8	10	9.3	8.6	2	7.4	50
GPA 0401	4	R1/8	9	8	26.5	14.5	20.6	7.3	2.5	13	14.5	14	9.3	8.6	3.2	17.6	50
GPA 0402	4	R1/4	9	11	34	14.5	22.6	9	3	17	18	19	9.3	8.6	3.2	32.8	50
GPA 0403	4	R3/8	9	12	39.8	14.5	24.6	10.5	4	21	21	22.4	9.3	8.6	3.2	54.1	25
GPA 0601	6	R1/8	11.2	8	26.5	15.5	22	7.3	2.5	13	14.5	14	11.4	11	5	19.2	50
GPA 0602	6	R1/4	11.2	11	34	15.5	23.5	9	3	17	18	19	11.4	11	5	34.3	50
GPA 0603	6	R3/8	11.2	12	39.8	15.5	25.7	10.5	4	21	21	22.4	11.4	11	5	55.7	25
GPA 0801	8	R1/8	13.6	8	26.5	17.8	25.6	8	2.5	13	14.5	14	14.2	13	5.2	22.0	25
GPA 0802	8	R1/4	13.6	11	34	17.8	28.1	9	3	17	18	19	14.2	13	6.8	37.1	25
GPA 0803	8	R3/8	13.6	12	39.8	17.8	29.8	10.5	4	21	21	22.4	14.2	13	7	57.3	25
GPA 0804	8	R1/2	13.6	15	44.8	17.8	32.1	11	5	24	22	27	14.2	13	7	92.4	20
GPA 1002	10	R1/4	16.3	11	34	19.4	27.5	9.7	3	17	18	19	17	16	7.3	38.4	20
GPA 1003	10	R3/8	16.3	12	39.8	19.4	29.6	10.5	4	21	21	22.4	17	16	9	61.3	20
GPA 1004	10	R1/2	16.3	15	44.8	19.4	31.5	11	5	24	22	27	17	16	9	95.3	10
GPA 1203	12	R3/8	19.7	12	39.8	22.4	32.4	11.9	4	21	21	22.4	20	19.5	8.7	69.6	10
GPA 1204	12	R1/2	19.7	15	44.8	22.4	34.9	11.9	5	24	22	27	20	19.5	10	103.7	10

*Rotating body construction after a proper installation.

GPA(D3)

Triple Branch A



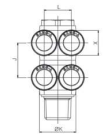
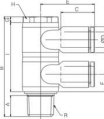
MODEL [ØD-T] Tube(Metric)-Thread(R)

MODEL	ØD	R	ØP	A	B	C	E	F	G	H	I	J	J2	ØK	L	X	ØHole (mm)	W(G)	Chk (mm)
GPA 04M5(3)	4	M5	9	3.5	41.4	14.5	18.6	6.6	2.5	8	35.4	11.8	11.8	10	9.3	8.6	2	18.7	25
GPA 0401(3)	4	R1/8	9	8	55.5	14.5	20.6	7.3	2.5	13	43.5	14.5	14.5	14	9.3	8.6	3.2	37.7	25
GPA 0402(3)	4	R1/4	9	11	70	14.5	22.6	9	3	17	54	18	18	19	9.3	8.6	3.2	65.6	25
GPA 0403(3)	4	R3/8	9	12	81.8	14.5	24.6	10.5	4	21	63	21	21	22.4	9.3	8.6	3.2	102.6	25
GPA 0601(3)	6	R1/8	11.2	8	55.5	15.5	22	7.3	2.5	13	43.5	14.5	14.5	14	11.4	11	5	42.8	20
GPA 0602(3)	6	R1/4	11.2	11	70	15.5	23.5	9	3	17	54	18	18	19	11.4	11	5	70.2	20
GPA 0603(3)	6	R3/8	11.2	12	81.8	15.5	25.7	10.5	4	21	63	21	21	22.4	11.4	11	5	107.3	20
GPA 0801(3)	8	R1/8	13.6	8	55.5	17.8	25.6	8	2.5	13	43.5	14.5	14.5	14	14.2	13	5.2	51.0	16
GPA 0802(3)	8	R1/4	13.6	11	70	17.8	28.1	9	3	17	54	18	18	19	14.2	13	6.8	78.5	16
GPA 0803(3)	8	R3/8	13.6	12	81.8	17.8	29.8	10.5	4	21	63	21	21	22.4	14.2	13	7	112.3	12
GPA 0804(3)	8	R1/2	13.6	15	88.8	17.8	32.1	11	5	24	66	22	22	27	14.2	13	7	170.9	12
GPA 1002(3)	10	R1/4	16.3	11	70	19.4	27.5	9.7	3	17	54	18	18	19	17	16	7.3	82.3	9
GPA 1003(3)	10	R3/8	16.3	12	81.8	19.4	29.6	10.5	4	21	63	21	21	22.4	17	16	9	134.6	9
GPA 1004(3)	10	R1/2	16.3	15	88.8	19.4	31.5	11	5	24	66	22	22	27	17	16	9	190.4	9
GPA 1203(3)	12	R3/8	19.7	12	81.8	22.4	32.4	11.9	4	21	63	21	21	22.4	20	19.5	8.7	149.0	6
GPA 1204(3)	12	R1/2	19.7	15	88.8	22.4	34.9	11.9	5	24	66	22	22	27	20	19.5	10	204.8	6

*Rotating body construction after a proper installation.

GPA(D2)

Double Branch A



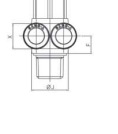
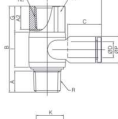
MODEL [ØD-T] Tube(Metric)-Thread(R)

MODEL	ØD	R	ØP	A	B	C	E	F	G	H	I	J	ØK	L	X	ØHole (mm)	W(G)	Chk (mm)
GPA 04M5(2)	4	M5	9	3.5	29.6	14.5	18.6	6.6	2.5	8	23.6	11.8	10	9.3	8.6	2	13.1	25
GPA 0401(2)	4	R1/8	9	8	41	14.5	20.6	7.3	2.5	13	29	14.5	14	9.3	8.6	3.2	27.6	25
GPA 0402(2)	4	R1/4	9	11	52	14.5	22.6	9	3	17	36	18	19	9.3	8.6	3.2	49.7	25
GPA 0403(2)	4	R3/8	9	12	60.8	14.5	24.6	10.5	4	21	42	21	22.4	9.3	8.6	3.2	78.3	25
GPA 0601(2)	6	R1/8	11.2	8	41	15.5	22	7.3	2.5	13	29	14.5	14	11.4	11	5	30.9	25
GPA 0602(2)	6	R1/4	11.2	11	52	15.5	23.5	9	3	17	36	18	19	11.4	11	5	52.7	25
GPA 0603(2)	6	R3/8	11.2	12	60.8	15.5	25.7	10.5	4	21	42	21	22.4	11.4	11	5	81.4	25
GPA 0801(2)	8	R1/8	13.6	8	41	17.8	25.6	8	2.5	13	29	14.5	14	14.2	13	5.2	36.5	20
GPA 0802(2)	8	R1/4	13.6	11	52	17.8	28.1	9	3	17	36	18	19	14.2	13	6.8	58.3	20
GPA 0803(2)	8	R3/8	13.6	12	60.8	17.8	29.8	10.5	4	21	42	21	22.4	14.2	13	7	84.8	20
GPA 0804(2)	8	R1/2	13.6	15	66.8	17.8	32.1	11	5	24	44	22	27	14.2	13	7	131.7	20
GPA 1002(2)	10	R1/4	16.3	11	52	19.4	27.5	9.7	3	17	36	18	19	17	16	7.3	60.8	12
GPA 1003(2)	10	R3/8	16.3	12	60.8	19.4	29.6	10.5	4	21	42	21	22.4	17	16	9	92.7	12
GPA 1004(2)	10	R1/2	16.3	15	66.8	19.4	31.5	11	5	24	44	22	27	17	16	9	137.5	12
GPA 1203(2)	12	R3/8	19.7	12	60.8	22.4	32.4	11.9	4	21	42	21	22.4	20	19.5	8.7	109.2	6
GPA 1204(2)	12	R1/2	19.7	15	66.8	22.4	34.9	11.9	5	24	44	22	27	20	19.5	10	154.3	6

*Rotating body construction after a proper installation.

GPAF

Dual Female Banjo



MODEL [ØD-T] Tube(Metric)-Thread(R)

MODEL	ØD	R	Rc	ØP	A1	A2	B	C	E	F	G	H	I	J	K	X	ØHole (mm)	W(G)	Chk (mm)
GPAF 04M5	4	M5	M5	9	3.5	5	20.8	14.5	18.6	6.6	5.5	8	11.8	10	9.3	8.6	2	8.2	50
GPAF 0401	4	R1/8	R1/8	9	8	9	34.5	14.5	20.6	7.3	10.5	13	14.5	14	9.3	8.6	3.2	22.6	50
GPAF 0402	4	R1/4	R1/4	9	11	12	44.5	14.5	22.6	9	13.5	17	18	19	9.3	8.6	3.2	43.4	50
GPAF 0403	4	R3/8	R3/8	9	12	13	50.8	14.5	24.6	10.5	15	21	21	22.4	9.3	8.6	3.2	68.3	25
GPAF 0601	6	R1/8	R1/8	11.2	8	9	34.5	15.5	22	7.3	10.5	13	14.5	14	11.4	11	5	24.3	50
GPAF 0602	6	R1/4	R1/4	11.2	11	12	44.5	15.5	23.5	9	13.5	17	18	19	11.4	11	5	44.9	50
GPAF 0603	6	R3/8	R3/8	11.2	12	13	50.8	15.5	25.7	10.5	15	21	21	22.4	11.4	11	5	69.9	25
GPAF 0801	8	R1/8	R1/8	13.6	8	9	34.5	17.8	25.6	8	10.5	13	14.5	14	14.2	13	5.2	27.1	25
GPAF 0802	8	R1/4	R1/4	13.6	11	12	44.5	17.8	28.1	9	13.5	17	18	19	14.2	13	6.8	47.7	25
GPAF 0803	8	R3/8	R3/8	13.6	12	13	50.8	17.8	29.8	10.5	15	21	21	22.4	14.2	13	7	71.5	25
GPAF 0804	8	R1/2	R1/2	13.6	15	16	58.8	17.8	32.1	11	19	24	22	27	14.2	13	7	109.6	20
GPAF 1002	10	R1/4	R1/4	16.3	11	12	44.5	19.4	27.5	9.7	13.5	17	18	19	17	16	7.3	49.0	15
GPAF 1003	10	R3/8	R3/8	16.3	12	13	50.8	19.4	29.6	10.5	15	21	21	22.4	17	16	9	75.5	15
GPAF 1004	10	R1/2	R1/2	16.3	15	16	58.8	19.4	31.5	11	19	24	22	27	17	16	9	112.5	15
GPAF 1203	12	R3/8	R3/8	19.7	12	13	50.8	22.4	32.4	11.9	15	21	21	22.4	20	19.5	8.7	83.8	10
GPAF 1204	12	R1/2	R1/2	19.7	15	16	58.8	22.4	34.9	11.9	19	24	22	27	20	19.5	10	120.9	10

*Rotating body construction after a proper installation.