

Metric Size **R(PT)** Thread Type

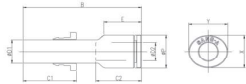


One -Touch Fittings



One -Touch Fittings

GPGJ
Plug-in Reducer



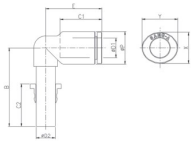
MODEL[\varnothing D-T] Tube(Metric)-Thread(R)

MODEL	\varnothing D1	\varnothing D2	\varnothing P	B	C1	C2	E	X	Y	Orifice (mm)	W.G(g)	Qty/Inbox
GPGJ 0604	6	4	9	36.1	15.5	14.5	11.3	8.6	11	3.2	1.8	100
GPGJ 0804	8	4	9	36.9	17.8	14.5	11.3	8.6	11	3.2	2.1	100
GPGJ 0806	8	6	11.2	39.5	17.8	15.5	12.6	11	13	5	2.9	50
GPGJ 1006	10	6	11.2	40.3	19.4	15.5	12.6	11	13	5	3.2	50
GPGJ 1008	10	8	13.6	45.6	19.4	17.8	16.6	13	15	7	4.6	50
GPGJ 1206	12	6	11.2	45	22.4	15.5	16.3	11	13	5	4.3	25
GPGJ 1208	12	8	13.6	46.6	22.4	17.8	16.6	13	15	7	5.4	25
GPGJ 1210	12	10	16.3	46.6	22.4	19.4	15	16	19	9	6.7	25

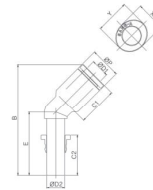
MODEL[\varnothing D-T] Tube(Metric)-Thread(R)

MODEL	\varnothing D1	\varnothing D2	\varnothing P	B	C1	C2	E	X	Y	Orifice (mm)	W.G(g)	Qty/Inbox
GPLJ 03	3	3	9	23.5	14.5	14.5	17.1	8.6	10.8	1.5	1.8	100
GPLJ 04	4	4	9	23.5	14.5	14.5	17.1	8.6	10.8	2.5	1.8	100
GPLJ 06	6	6	11.2	29.6	15.5	15.5	18	8.6	13	4	3.0	50
GPLJ 08	8	8	13.6	32.8	17.8	17.8	23.6	13	15	6	4.9	50
GPLJ 10	10	10	16.3	36.2	19.4	19.4	25	16	18.5	8	7.3	25
GPLJ 12	12	12	19.7	39.9	22.4	22.4	32.2	19.5	22.5	9	13.5	25
GPLJ 14	14	14	23.5	42.8	24.4	24.4	31.9	23	25	11	21.4	20
GPLJ 16	16	16	25.6	44.8	25	25	34	24	27	13	21.8	15

GPLJ
Plug-in Elbow



GPLJ45
Plug-in Extended Elbow



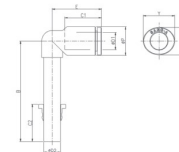
MODEL[\varnothing D-T] Tube(Metric)-Thread(R)

MODEL	\varnothing D1	\varnothing D2	\varnothing P	B	C1	C2	E	X	Y	Orifice (mm)	W.G(g)	Qty/Inbox
GPLJ45 04	4	4	9	35	14.5	14.5	20	8.6	10.8	2	1.7	100
GPLJ45 06	6	6	11.2	41.9	15.5	15.5	26	11	13	4	2.8	50
GPLJ45 08	8	8	13.6	49.1	17.8	17.8	28	13	15	6	4.6	50
GPLJ45 10	10	10	16.3	53.6	19.4	19.4	30.5	16	18.5	8	6.7	25
GPLJ45 12	12	12	19.7	62.3	22.4	22.4	33	19.5	22.5	9	12.5	25

MODEL[\varnothing D-T] Tube(Metric)-Thread(R)

MODEL	\varnothing D1	\varnothing D2	\varnothing P	B	C1	C2	E	X	Y	Orifice (mm)	W.G(g)	Qty/Inbox
GPLLJ 04	4	4	9	33.5	14.5	14.5	17.1	8.6	10.8	2.5	1.9	100
GPLLJ 06	6	6	11.2	42.1	15.5	15.5	18	11	13	4	3.3	50
GPLLJ 08	8	8	13.6	47.8	17.8	17.8	23.6	13	15	6	5.1	50
GPLLJ 10	10	10	16.3	53.7	19.4	19.4	25	16	18.5	8	7.5	25
GPLLJ 12	12	12	19.7	60.9	22.4	22.4	32.2	19.5	22.5	9	15.1	25
GPLLJ 14	14	14	23.5	67.3	24.4	24.4	31.9	23	25	11	23.4	20
GPLLJ 16	16	16	25.6	71.3	25	25	34	24	27	13	24.5	20

GPLLJ
Plug-in Extended Elbow



One -Touch Fittings